







*Play
With
Purpose*



Play With Purpose

PREZI BY JENNIFER LAIL



Let's Play!

We know we need more play in our classrooms, but we are pushed to meet academic standards. We are told to prepare students for the next grade level. We are discouraged from allowing students to “just play.” Fortunately, it IS possible to incorporate more play, meet academic standards, and maybe even convince others of the value of play while we are at it!

What?

How?

Why?

When?

What?

What is play?

Play when used as a verb is defined in the dictionary as to exercise or employ oneself in diversion, amusement, or recreation.

"Play is the work of a child."
~Maria Montessori

How?

How can we implement more play?

- Incorporate Movement
- Play Games
- Take Play Breaks
- Play-Based Learning Centers
- Use Manipulatives
- Take Learning Outside
- Make Learning an Adventure
- Act it Out
- Use Puppets

Why?

Here are just some of the many things children learn through play:

- Decision making
- Social emotional skills
- Language development
- Higher level thinking skills
- Communication skills
- Listening skills
- Reading Skills
- Math Skills
- **PROBLEM SOLVING SKILLS**

When?

- To introduce a new lesson
- To practice and review concepts
- To take a small break when recess is not possible
- To reinforce rules and manners
- To retell a story
- To practice social skills










**Play...
It's Not Just For
Recess**

**Play
Breaks**



**Play...
It's Not Just For
Recess**

Games

**Play
Breaks**

Games

~ Guessing Games

- "Guess My Rule"
- Riddles
- Mystery Coin

~ "I Spy" (inside and outside)

- Shapes
- Clouds

~ Hide and Seek Scavenger Hunts

- Shape Scavenger Hunt Outside
- Easter Egg Letter Hunt
- Phonogram Detectives
- Found a Penny

~ Games From the Past

- "Red Light, Green Light"
- "Piggy, Piggy, Where's Your Penny?"
- "Tic-Tac-Toe"

~ Snowball Fight

~ Basketball Shoot-Out

~ Shaving Cream Squish (Alphabet or Letter Sounds)

~ Rainbow Hop Letter Sounds Game

~ Knock Knock Game

~ Catch a Bat, Smoosh a Spider, or Grab a Ghost

~ Catch a Bug (fly swatters)

~ Shape/Letter/Number Race on Scooter Boards

Play Breaks

~ Drive-Thru Menus for Attention and Strength

http://www.therapro.com/Browse-Category/Drive-Thru-Menus-Attention-and-Strength/Attention-and-Strength-Exercise-Program_5.html

~ "Hokey Pokey" with Seasonal Variations (Reindeer, Snowman, Bunny, etc.)

~ Letter Yoga

~ Animal or Seasonal Action Cards

<http://www.topteacher.com.au/class-ideas/classroom-resources/music-and-movement/20-animal-movement-cards>

~ Bear Crawl or Crab Walks

~ Desk Push-ups/Wall Push-ups

~ Freeze Dance

~ Simon Says

~ Bean Bag Toss

~ Head Inversion

~ Weighted Ball Pass (rhyming words, spelling words, etc)









Fine Motor Play

Finger
Strength


Writing

Finger Strength

- Seasonal playdough trays (mix in scents for different seasons - cinnamon, ginger, nutmeg, etc.; make chocolate playdough for February)
- Bubble wrap popping (use letters underneath or pictures and find beginning sounds)
- Hanging clothes on the clothes line (using clothespins, wire dish rack, doll clothes)
- Push pin punching (push pins, picture with dark outline, foam sheets)
- Snowball sticker names
- Watering the flowers (glass jar, small strainer, flower buttons, droppers, water, coffee filter)
- Geoboard Christmas tree (styrofoam cone shapes, push pins, small rubberbands)
- Grow a flower garden (green playdough, paper clips, flower cut-outs)
- Feed the bunny (orange pipe cleaners, egg carton, tweezers)

Writing

- Shaving cream
- Chocolate pudding
- Two toned sand (green and orange for Halloween - use witch fingers for writing)
- Glitter in salt to make it look like snow with branches
- Cornmeal in November
- Christmas colored sprinkles with candy canes
- Sidewalk chalk outside (letters/spelling words)
- Paintbrush in a bucket of water (write on the walls outside)
- Chalk/Sponges on mini chalkboards
- Erasing letters with a Q-Tip
- Pre-writing squishing bag
- Wikki Stix
- Write on the windows (window crayons work best!)







Get Creative!

Songs

Act It Out

Movement

Songs

Number Chant Song by Dr. Jean




We've reached **five**
now, let's not stop.

We've reached **five**,
now, let's not stop.

Pull down, circle round,
put a hat on top.

Pull down, circle round,
put a hat on top.

5



Found a nickel.
found a nickel,
found a nickel just now.
Just now I found a nickel.
Found a nickel just now.

It's worth 5 cents.
It's worth 5 cents.
It's worth 5 cents just now.
Just now, it's worth 5 cents.
It's worth 5 cents just now.

Found a Penny Song

Numbers in the Teens Song

NUMBERS in the Teens

...They Start with a 1

Water Cycle Song



Water travels in a cycle yes it does

Recycling Song

Going Green

A SONG ABOUT
TAKING CARE OF
OUR PLANET!



The Five Senses Song by Dr. Jean



Number Chant Song by Dr. Jean

 We've reached **five**
now, let's not stop.

 We've reached **five**,
now, let's not stop.

 Pull down, circle round,
put a hat on top.

 Pull down, circle round,
put a hat on top.


5 Gummy Bears





Found a nickel,
found a nickel,
found a nickel just now.
Just now I found a nickel.
Found a nickel just now.



It's worth 5 cents.
It's worth 5 cents.
It's worth 5 cents just now.
Just now, it's worth 5
cents.
It's worth 5 cents just now.

Found a Penny Song

Numbers in the Teens Song

NUMBERS
in the Teens
...They Start with a 1

Water Cycle Song



Water travels in a cycle yes it does

Recycling Song

Going Green

**A SONG ABOUT
TAKING CARE OF
OUR PLANET!**

The Five Senses Song by Dr. Jean



Act It Out

Live Zoo

Use Props for Stories (masks, scenery, clothing)

Puppets/Finger Puppets

Mr. Potato Head (5 Senses)

Spelling (painter's tape on floor to mark off squares for number of letters; students stand in the square holding a letter card)

Patterns (body, rhythm, etc.)

Letter Formation

Mathematical Operations

- Hungry Al
- Hopping Down the Number Line

Social Problem Solving (puppets)

Beginning Sounds (gallop if you hear a /g/; jump if you hear a /j/)

Feltboard Story Pieces



Use Manipulatives

Cars to trace numbers or letters

Slinkies to stretch out a new word

Letter tiles or magnets for spelling

Feed the frog (roll and count)

Pattern Trees (straws, bamboo skewers, playdough)


Positional Patterns (toothpicks, paper clips)

Use natural or real manipulatives as much as possible

- (keys, jar lids, or unique buttons for sorting, jingle bells for counting, different types of seeds for making patterns, real leaves found on a nature hunt for sorting and counting, rainbow loom rubberbands on jumbo popsicle sticks for patterns, etc.)

Art materials make great manipulatives

Q-Tips or popsicle sticks to make snowflake designs (symmetry)



Make Learning an Adventure!

Imagine two introductions to a lesson:

1st one: "Today we are going to learn about African animals."

2nd one: "Today we are going to go on an adventure! We are going to take an airplane and fly to a place halfway around the world. While we are there, we are going to meet some weird and wonderful creatures that live in this amazing place. Are you ready to begin our journey?"

In the first lesson, the teacher might show some photographs of each animal and talk about each one. In the second lesson, the students actually pretend to get on a plane, land in Africa, and view the photos of animals placed around the classroom in the role of explorers in a new land. Have them use binoculars and wear safari hats as they explore.

Both lessons will teach the same content, but one feels like playing. The best part – to the students, a journey to a new place in their imagination is almost the same as being there, and they will remember the lesson months later.

Movement

Jump Up Turn Around Cross the Midline - Dr. Jean



The Banana Song - Dr. Jean



Classroom Rules Rap - Dr. Jean



Cosmic Kids Yoga



ABC phonercise - Dr. Jean



Move to Learn - I Want to Rhyme



Jump Up Turn Around Cross the Midline - Dr. Jean

Jump Up,
Turn Around



The Banana Song - Dr. Jean



Classroom Rules Rap - Dr. Jean



Cosmic Kids Yoga



ABC phonerercise - Dr. Jean



Move to Learn - I Want to Rhyme







Play Based Learning Centers

Blocks

Sensory

Art

Play Based Learning Centers

Drama

Blocks

Sensory

Art

Dramatic Play

I would suggest changing your dramatic play centers at least once every month:

August/September: Pizza Restaurant

October: Grocery Store

November: Animal Hospital - Vet

December: Santa's Workshop

January: Bakery

February: Post Office

March: Doctor's Office

April: Flower Shop

May: Ice Cream Parlor

Resources & Ideas

<https://www.prekinders.com/category/dramatic-play/>

<https://www.pre-kpages.com/category/dramatic-play/>

www.amazon.com

- Market Stand
- Melissa & Doug (pizza set, bakery set, cupcake set, etc.)

Target \$1 Spot

Dollar Tree

GoodWill


Pizza Restaurant

- get pizza boxes donated from your local pizza restaurant
- save old spice bottles and put rice and/or beans in them (just a few) for pretend oregano, basil, and italian seasonings (will make a sound when you shake them)
- make a playdough tray (chip & dip tray) with playdough (red, yellow, brown)
- save small red lids from coke bottles, etc. to use as pepperoni on playdough tray or any other colored lids to act as peppers, etc.
- small child's apron or chef's hat
- Melissa & Doug's pretend pizza set & sandwich set



Grocery Store

- get parents to send in empty boxes, milk jugs, and egg cartons
- use paper grocery bags
- use plastic food for produce, vegetables, meat and bread
- get donations for other items such as wallets, purses, old keys, small grocery cart, etc.



Blocks

- Build an Eiffel Tower ("Madeline")
- Build a Community (Communities and Community Helpers)
- Road Duck Tape on Blocks (\$1 spot at Target)
- Build a Farm using Animals
- Lincoln Logs - Build a house like the pilgrims (Thanksgiving) or Abe Lincoln (Presidents Day)
- Animals in Hibernation (add caves, clear flat marbles as ice, cotton balls or fake snow, sugar cubes for igloos, wrap blocks in aluminum foil to look like ice)
- Build a Chicka Chicka Tree (add letters)
- Free Choice (use Block Center Idea Cards)
- Marble Run (Letter M)
- Dollhouse (Families)
- Build a House out of Sticks (popsicle sticks), Straw (drinking straws), and Bricks (red Legos) ("The Three Little Pigs")
- Build a Snowman (Cover cardboard boxes with white paper)
- Easter Egg Towers
- Cup Stack Challenge



Sensory

- Treasure Hunt in the Sand (pennies, nickels, dimes, quarters, sand, chip & dip tray or letters and magnetic cookie sheet)
- Apple Pie (oatmeal, cinnamon sticks, measuring cups, plastic apples)
- Five Little Pumpkins (black beans, small plastic pumpkins, orange pom-poms, scoops, tongs)
- Fall (leaves, acorns, sticks, pinecones, corn, beans, bins for sorting)
- Fishing for Letters or Numbers (water, magnetic cookie sheet, magnetic fishing poles, letter magnets or number magnets)
- Christmas (jingle bells, shredded paper in green, red, and white, magnet wands)
- Catch the Gingerbread Man (water, foam gingerbread men with magnets and magnetic fishing poles)
- Hot Chocolate (coffee beans, pinto beans, cotton balls, plastic tea cups and saucers, plastic spoons, measuring cups)
- Catch a Frog (foam lily pads, nets, plastic frogs)
- Search and Match (animal matching cards in feed corn)
- Volcanos (baking soda and vinegar, cookie cutters, glitter, confetti)
- Cloud Dough (recipe on Pinterest, mittens, materials to make a snowman)
- Sink & Float
- Word Family Fishing (nets, water, ping pong balls with letters written on them)
- Duck Race (water, squirt bottles, plastic bathtub ducks)
- Dirt with green pipe cleaners, fake bugs, white pony beads (seeds), gardening tools, etc.

Art

- Rainbow Ice Cube Painting (outside - mix liquid watercolor and freeze in ice cube trays)
- Sticky Easel (contact paper on an easel sticky side out - decorate a face with different art materials)
- Create a Flower Garden/Build a Bug/etc. (allow for open-ended art; www.prekinders.com - "20 Reasons for Open-Ended Art")
- Adult Coloring Books (shrink pictures to 4" x 6" size or 1/2 sheet)
- Colored Pencils (wooden blocks with holes drilled in them for holding pencils, glass vases from Dollar Tree for holding pencils or markers; use clear plastic cups to hold crayons; sort all by color)
- On My Own Year-Round Art Fun
- Change up your art materials frequently:
 - ~ Crepe paper
 - ~ Colored masking tape
 - ~ Different paint brushes (thick, medium, thin, q-tips, pencils - dot painting, feathers)
 - ~ Oil pastels
 - ~ Washable liquid watercolor paints
 - ~ Dry watercolor paints
 - ~ Tissue paper
 - ~ Colored sand
 - ~ Glitter Glue







Inspiring Quotes About Play



"Play is our brain's favorite way of learning."

-Diane Ackerman

© kindergartenconnects.com

Why
Do We
Need
to
PLAY?



"Children need the freedom and time to play. Play is not a luxury. Play is a necessity."

-Kay Redfield Jamison

© kindergartenconnects.com



"The creation of something new is not accomplished by the intellect but by the play instinct."

-Carl Jung

© kindergartenconnects.com



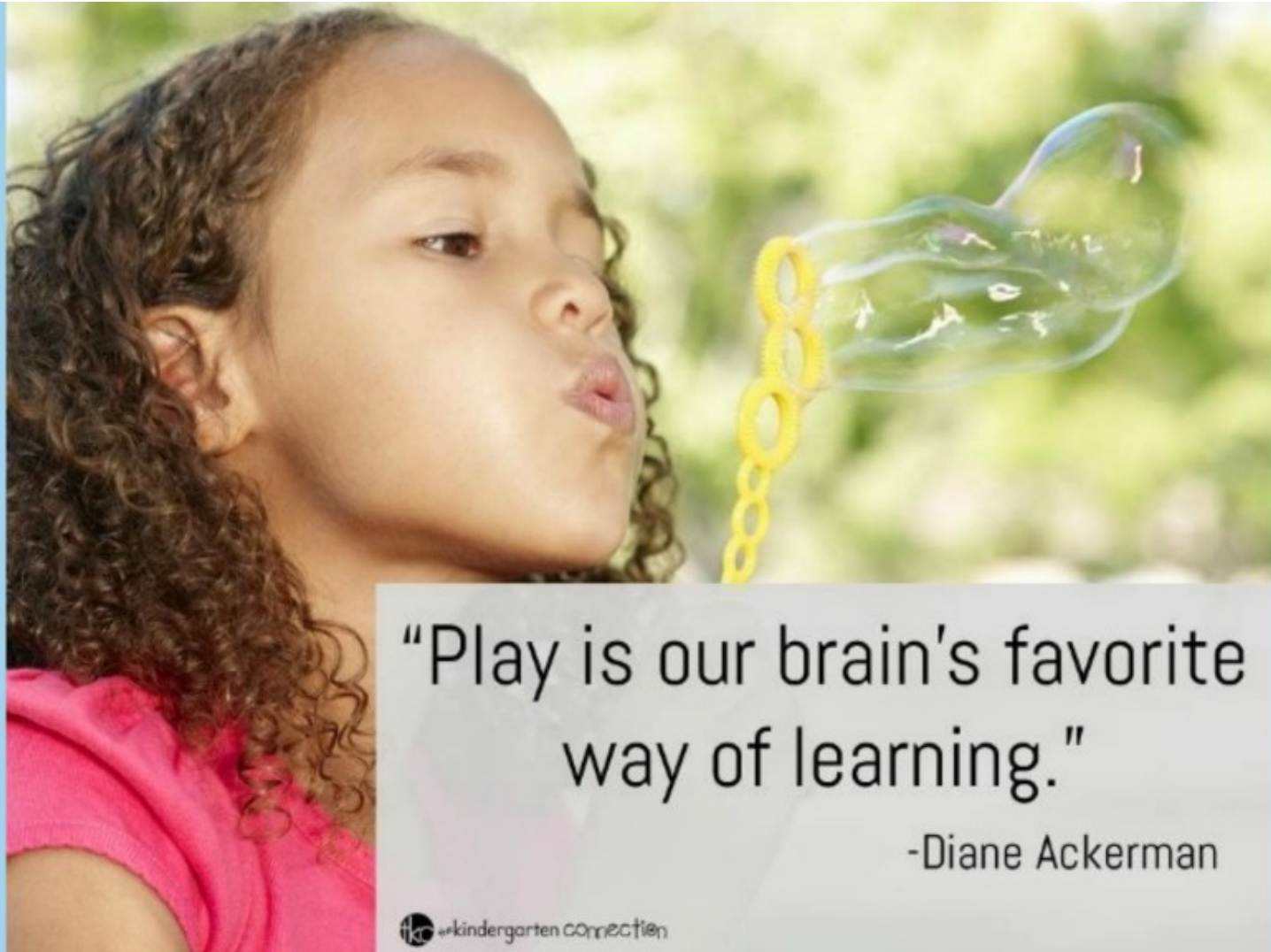
"A child loves his play, not because it's easy, but because it's hard."

-Benjamin Spock

© kindergartenconnects.com




TO
PLAY?



“Play is our brain’s favorite way of learning.”


-Diane Ackerman

 the kindergarten connection



"Children need the freedom and time to play. Play is not a luxury. Play is a necessity."

-Kay Redfield Jamison

A child wearing a plaid shirt, a grey scarf, and aviator goggles is holding a wooden biplane aloft in their right hand. The child is standing in a green field under a bright, hazy sky. The image is framed by a light blue border with large, colorful circles in teal, pink, and green. On the right side, a blue circle contains the letters 'PL' in white.

“The creation of something new is not accomplished by the intellect but by the play instinct.”


-Carl Jung

Y?



“A child loves his play, not because it's easy, but because it's hard.”

-Benjamin Spock

 kindergarten connection



"Almost all creativity involves purposeful play."

-Abraham Maslow

© Kindergarten Connection

"Play is the work of the child."

-Maria Montessori

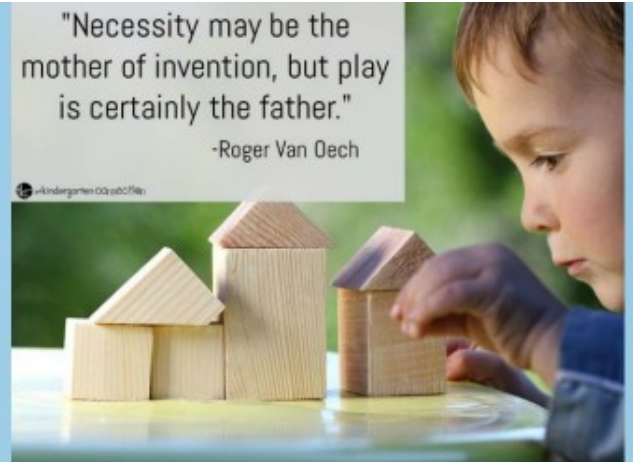
© Kindergarten Connection



"Necessity may be the mother of invention, but play is certainly the father."

-Roger Van Oech

© Kindergarten Connection



We play to LEARN!



"Children learn as they play. More importantly, in play, children learn how to learn."

-O. Fred Donaldson

© Kindergarten Connection



"When children pretend, they're using their imaginations to move beyond the bounds of reality. A stick can be a magic wand. A sock can be a puppet. A small child can be a superhero."

-Fred Rogers

© Kindergarten Connection



"It is a happy talent to know how to play."


-Ralph Waldo Emerson

© Kindergarten Connection



“Almost all creativity
involves purposeful play.”

-Abraham Maslow

 tkc kindergarten connection



"Play is the work
of the child."

-Maria Montessori

kindergarten CONNECTION




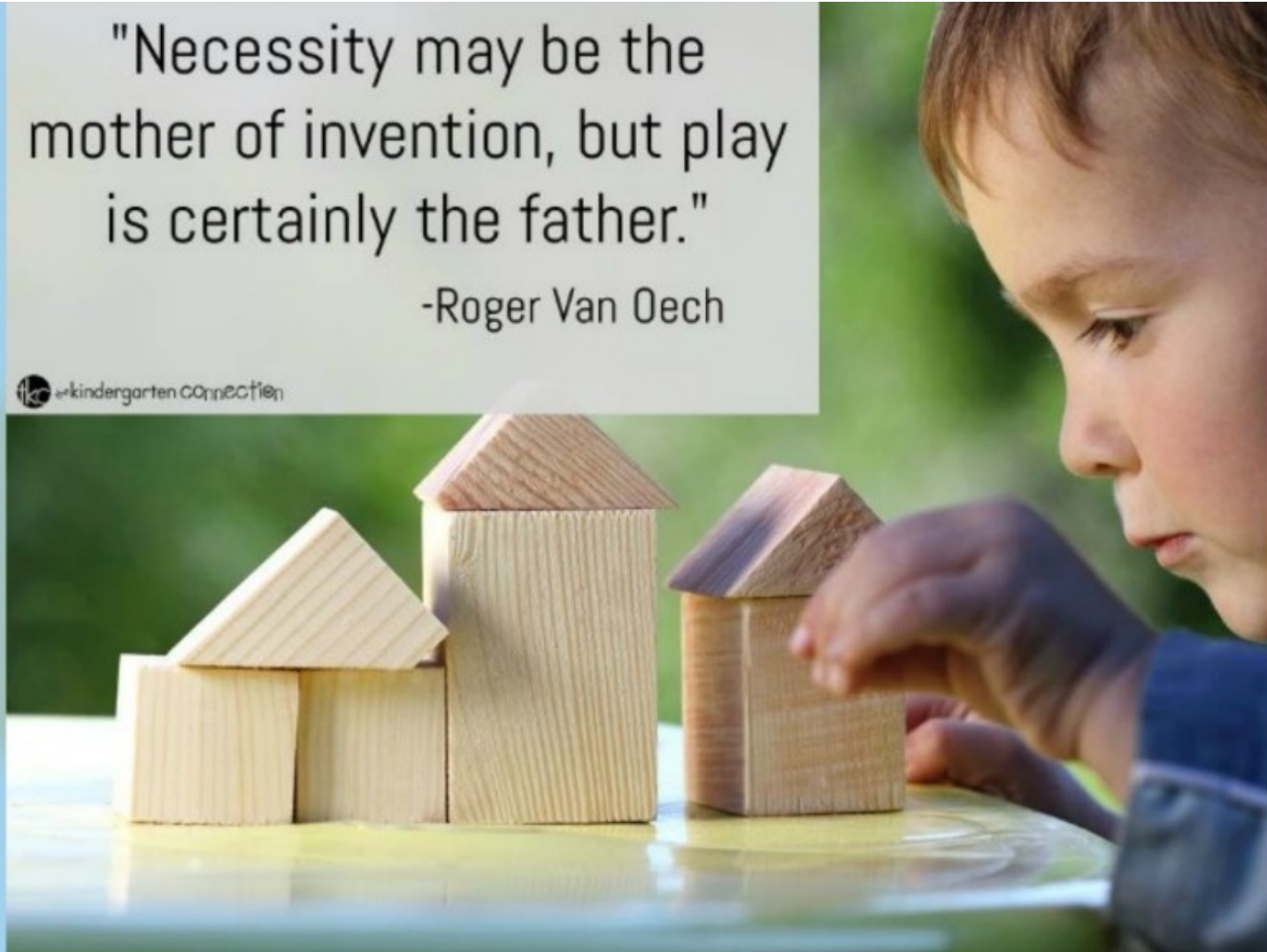
"M
moth
is

kindergarten

"Necessity may be the mother of invention, but play is certainly the father."

-Roger Van Oech


 The Kindergarten Connection







"Children learn as they play.
More importantly, in play,
children learn how to learn."

-O. Fred Donaldson

 tkc kindergarten CONNECTION


 tkc kindergarten

"Who
their
bound
wand



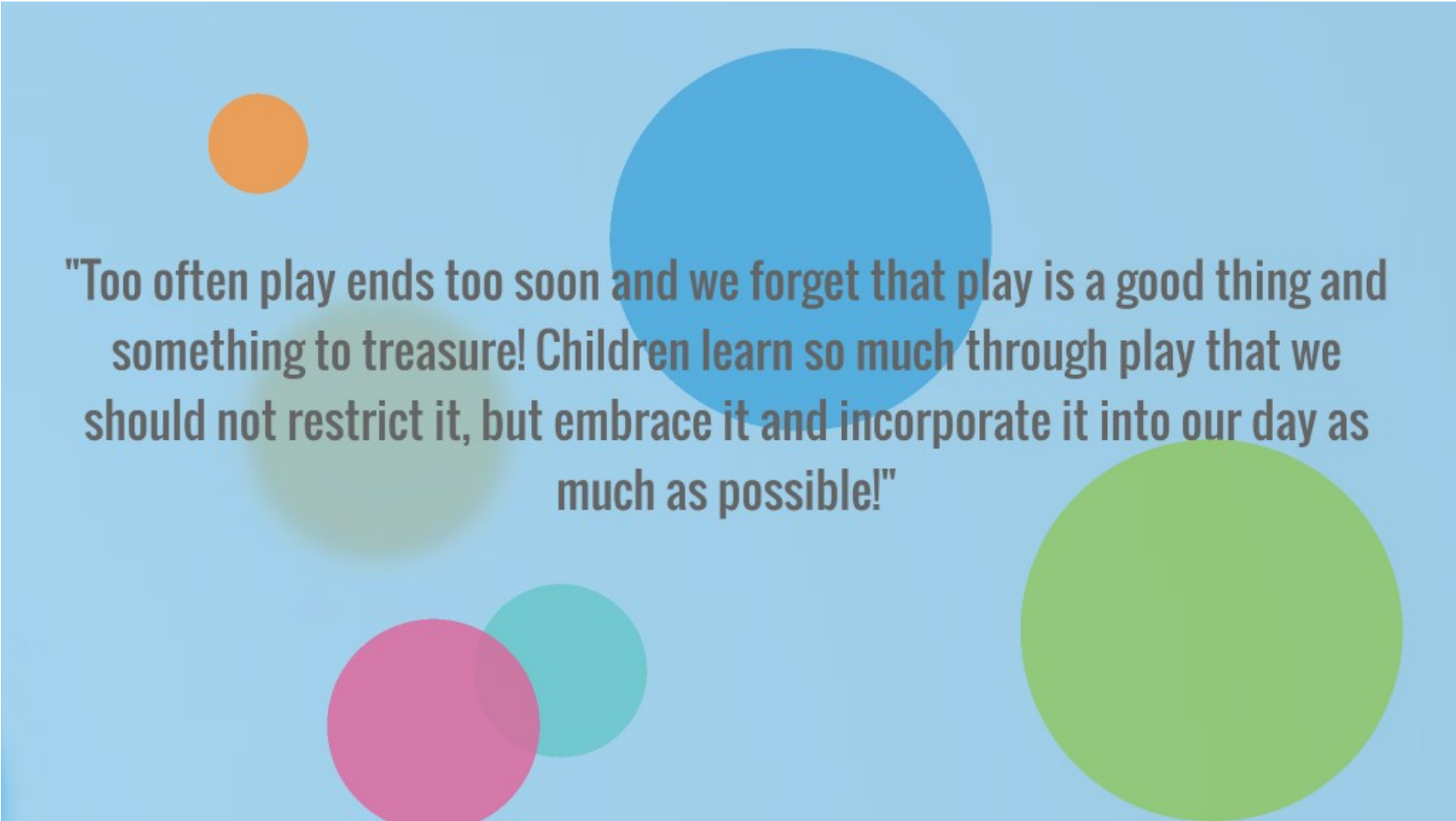
"When children pretend, they're using their imaginations to move beyond the bounds of reality. A stick can be a magic wand. A sock can be a puppet. A small child can be a superhero."

-Fred Rogers



“It is a happy talent to
know how to play.”

-Ralph Waldo Emerson



"Too often play ends too soon and we forget that play is a good thing and something to treasure! Children learn so much through play that we should not restrict it, but embrace it and incorporate it into our day as much as possible!"

